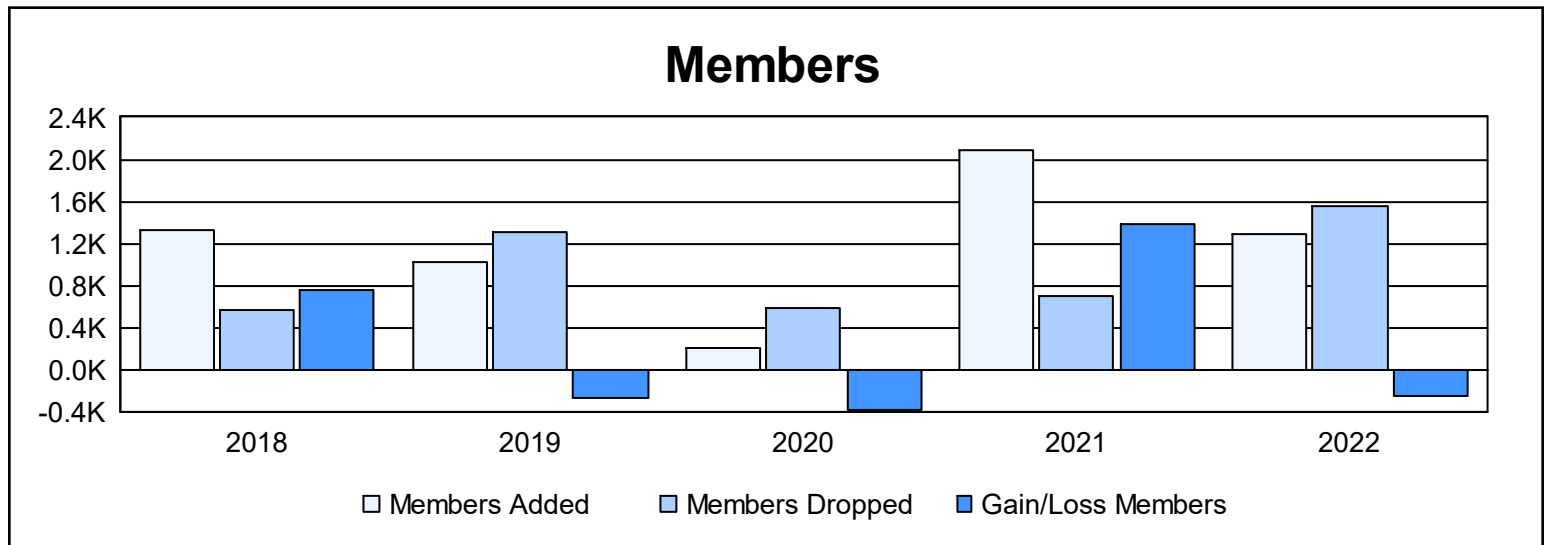
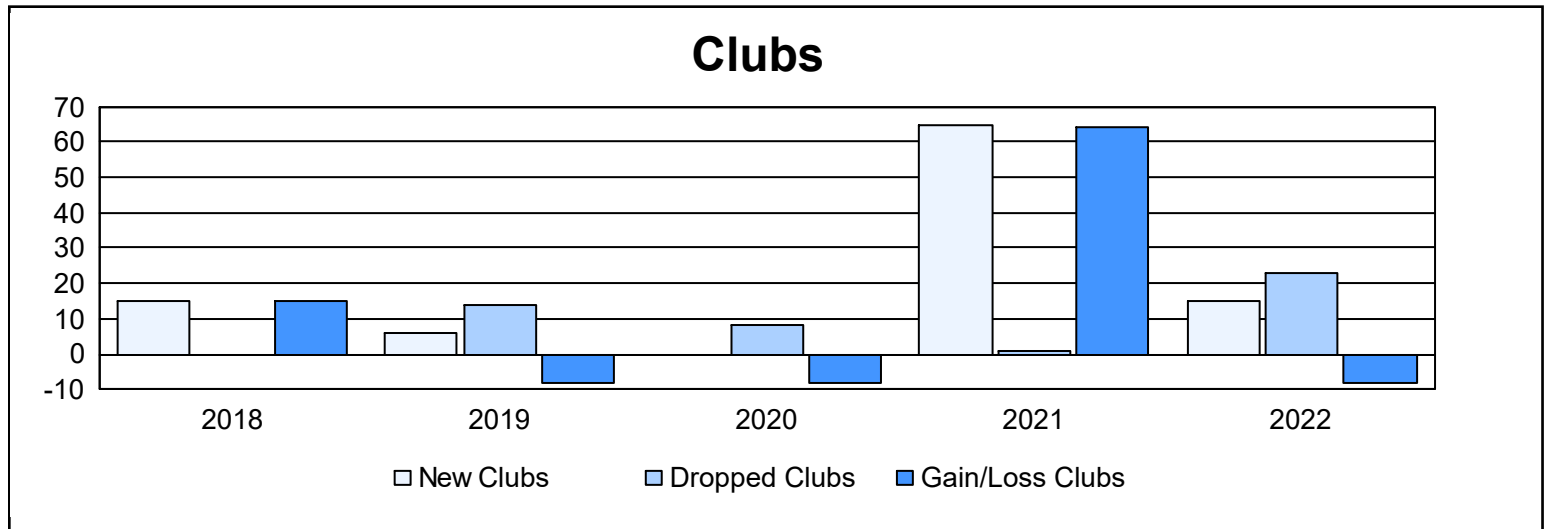
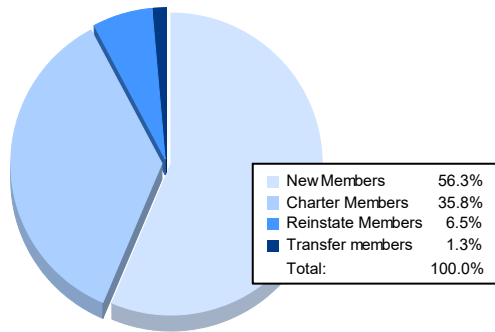


Year	New Clubs	Dropped Clubs	Gain/ Loss Clubs	New Members	Charter Members	Reinstate Members	Transfer Members	Total Member Added	Total Members Dropped	Gain/ Loss Members
2017-2018	15	0	15	855	443	21	4	1,323	564	759
2018-2019	6	14	-8	755	221	41	10	1,027	1,306	-279
2019-2020	0	8	-8	132	28	42	7	209	586	-377
2020-2021	65	1	64	823	1,210	32	16	2,081	699	1,382
2021-2022	15	23	-8	726	462	84	17	1,289	1,546	-257
Average	20	9	11	658	473	44	11	1,186	940	246



Membership Composition June 2022 Cumulative



Gender Composition June 2022 Cumulative

